

# All you need to know about Advance Cargo Information System requirements and implementation plan

## 1 What is the Advance Cargo Information System (ACI)?







It is a customs procedure whose steps take place during the pre-shipment stage from the country of export up to arrival at the Egyptian ports. The procedure is complementary to and integrated with Nafeza platform.

It aims at proactively preventing potential risks associated with imported goods, establishing governance of procedures and facilitating the release of goods upon arrival in the country.



For more, please visit  
[nafeza.gov.eg](http://nafeza.gov.eg)   
Or by sending an email to:  
[nafeza@mts-egy.com](mailto:nafeza@mts-egy.com)

## **2** What is the system process cycle?

-  The Egyptian importer records key data about the shipment to be imported.
-  The Customs Authority (and the other relevant entities) evaluate the potential risks within no later than (48) hours. If the shipment is accepted, a unified identification number (ACID) is automatically generated for the shipment.
-  The carrier, before 24 hours from the departure of the vessel from the port of export, sends an electronic (included B/L No.-ACID No-Exporter ID-Importer ID) list of the cargo to be shipped to Egypt, through Nafeza automatically to verify the data and send a reply confirmation message to the carrier that the aforementioned data are correct.
-  The foreign exporter – upon vessel's departure from the port of export – prepare the shipment data & documents to send them electronically to Nafeza platform via the data & documents transfer platform (Cargo X).
-  The Egyptian importer reviews and approves the electronic data and documents of the shipment using e-token. The Egyptian importer can thence apply for pre-clearance processing.
-  The shipping agent (in Egypt) submits the cargo manifest electronically to Customs, via Nafeza platform, no less than (48) hours from the time of the vessel arrival.

### 3 What are the stages of implementing the system?

#### Pilot Operation

**01/04/2021**

- ❏ The system applies only to seabourn shipments. It does not apply to personal shipments, diplomatic bodies or shipments of the Ministry of Defense, or Ministry of Interior and other sovereign bodies.
- ❏ Operation is not mandatory neither to Egyptian importers nor foreign suppliers (exporters).
- ❏ In the case of using the system, it is not necessary to legalize the documents by the chambers of commerce or the Egyptian embassies. No paper documents shall be required to be submitted to customs.
- ❏ Customs and regulatory control procedures are completed upon arrival of goods.

#### Mandatory Operation

**01/07/2021**

- ❏ The system applies only to shipments incoming to sea ports.
- ❏ Operation is mandatory for all importers.
- ❏ No need to legalize the documents by the chambers of commerce or the Egyptian embassy. It is not required to submit the original paper documents to the customs.
- ❏ No incoming shipments to Egypt will be accepted without the shipment identification number (ACID).
- ❏ The identification numbers of the Egyptian importer and the foreign exporter must be stipulated on commercial invoice and bill of lading.



## 4 What are the system requirements?



### Egyptian Importer



- ❑ Register a main account for the company on Nafeza.
- ❑ Register a sub-account for every authorized person of the company to use Nafeza.
- ❑ All authorized persons who use Nafeza should have e-Tokens.



### Clearance companies

- ❑ Register a main account for the company on Nafeza.
- ❑ Register a sub-account for every authorized person (agent) of the company to use Nafeza.
- ❑ All authorized persons (agents) who use Nafeza should have e-Tokens.



## Foreign Exporter

- ❏ Register an account for the company on the data and document transfer platform (CargoX).
- ❏ Register sub-account for every authorized person of the company to use (CargoX).
- ❏ Stipulate shipment ACID on all shipment documents, Exporter ID and Importer ID and specify GS1 (or Part Number if no GS1 available) on the commercial invoice line item(s).
- ❏ Send shipment data and documents electronically to nafeza platform via the data and documents transfer platform (CargoX).



## Carrier/shipping agents

- ❏ Send the list of shipments, bound to Egypt, to the Egyptian Customs through the integration mechanism (API) provided by Nafeza, before 24 hours from vessel departure.
- ❏ Send the electronic cargo manifest via Nafeza Platform, no later than 48 hours from the time of vessel arrival.





## 5 Method of participation during the pilot stage: 01/04/2021 - 30/06/2021










### Egyptian Importer and Foreign Exporter

No.	Status of the Egyptian Importer		Status of the Foreign Exporter		Remarks
	Account activated on Nafeza	Electronic signature certificate (e-Token)	Activated Account on CargoX	Ability to create an Electronic file for the commercial invoice	
1	✗	✗	✗	✗	<b>Non-participation</b>
2	✓	✗	✗	✗	<b>Non-ACI participation:</b> Enter customs certificates data (incoming) and submit documents at the Logistics Center
3	✓	✓	✗	✗	<b>Importer:</b> Enter the key data of the shipment to obtain the ACID identification number. <b>Exporter:</b> Send all shipment documents by courier (with ACID and exporter and importer ID's stipulated on all document.
4	✓	✓	✓	✗	<b>Importer:</b> Enter the key data of the shipment to obtain the ACID identification number. <b>Exporter:</b> Send the shipment documents (in PDF format) electronically included B/L through CargoX platform. Stipulated ACID on all documents, exporter and importer ID's on commercial invoice and B/L. <b>Importer:</b> - Enter the commercial invoice data. - Approve electronic documents and file a (pre-clearance) application to the customs.
5	✓	✓	✓	✓	<b>Importer:</b> Enter the key data of the shipment and obtain the identification number (ACID). <b>Exporter:</b> Send the Electronic file for the commercial invoice and shipment documents (in PDF format) electronically included B/L through CargoX platform. Stipulated ACID on all documents, exporter and importer ID's on commercial invoice and B/L. <b>Importer:</b> Approve electronic documents and file a (pre-clearance) application to the customs.

## Carrier at the shipment port

	Readiness to send list of shipments	Remarks
1		<b>Non-participation</b>
2		<p><b>Carrier:</b> Send an electronic list of shipments to be shipped through Nafeza before departure.</p> <p><b>Nafeza:</b> Verify the list data automatically and reply with a confirmation message.</p>

## Shipping Agent (Egypt)

	Account activated on Nafeza	Electronic signature certificate (e-Token)	Complete the amendment of the manifest file to include ACIDs	Remarks
1				<b>Non-participation</b>
2				<b>Participation outside ACI system by sending the manifest to customs through Nafeza.</b>
3				<b>Send the amended shipping list to the customs through Nafeza.</b>



## **National Single Window For Egyptian Trade Across Borders**

A single entry point that allows data to be received electronically and processed as quickly and cheaply as possible in a transparent and secure manner.

