



DEPPELER

Signature of excellence

THE ESSENTIALS

A selection of our most popular dental hand instruments for the excellence of your practice

-  PROPHYLAXIS
-  PERIODONTOLOGY
-  MICROSURGERY
-  RESTORATION
-  ENDODONTICS



WWW.DEPPELER.CH

About Deppeler



Our story

Deppeler instruments are the result of many years of know-how and passionate work. They have stood the test of time, while continually getting up to date with the changing dental industry.

Cutting-edge instruments since 1934

Arnold Deppeler opened his workshop in 1934, in a former forge in Rolle, Switzerland, where he started making the first Swiss dental instruments. Since then, Deppeler has continually grown and taken on an international dimension – from a few products sold in Switzerland in the 30's, to more than 500 references distributed in 40+ countries today.

Creator of the iconic M23®

Committed to developing innovative products while upholding the highest standards of Swiss workmanship, Arnold Deppeler Jr. designed the original M23® universal scaler. This instrument revolutionized the dental industry worldwide and became the Swiss-army knife of every dentist and dental hygienist. Other innovations followed, such as the titanium curette, patented in 1997, the furcation curette, patented in 2005, and the light and hygienic CLEANext ergonomic handle, developed in 2010.



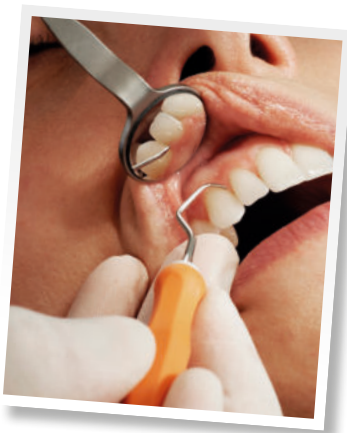
Man and machine

After gradually industrializing its manufacture over the years, Deppeler acquired numerical control machines. During the production process, a strict manual control at every step guarantees that each instrument meets our highest standards. In the spirit of Arnold Deppeler's craftsmanship, all instruments are still meticulously hand-finished.

Swiss-made for the world

While many industrial sectors were facing relocation, Deppeler remained in Switzerland, in modern and eco-friendly premises, where it still produces its entire range.

Your signature of excellence



A unique monobloc instrument

The exceptional quality of our proprietary raw material and our expertise in the manufacture of steel for medical devices enables us to create monobloc instruments that combine flexibility and sturdiness, for excellent tactile feedback and unrivalled durability.

The perfect shape

The shapes, angulations and balance of our instruments are designed to allow a natural hand position and greater comfort, as well as optimal control and precision. Our aim is to produce a tool that will become one with your hand and enhance your skills.

Hand in hand

Since our very beginning, we have been partnering with dental professionals to develop our products and adapt our offer to the newest techniques. We put a strong emphasis on maintaining and growing a strong relationship with our customers, sharing knowledge and insights.



PROPHYLAXIS

Hygiene, sensation and durability are key criteria for demanding prophylaxis specialists. Why? Tactile sensation is essential to perform a complete teeth scaling. Deppeler's monobloc instruments are made for maximum communication between the patient tooth and the practitioner's hand.

PROPHYLAXIS

DIAGNOSTIC Thanks to the unique characteristics of our raw material, the double-ended explorers have an unmatched lifetime. Made of a single piece of steel (no inserted tip), they make a better sound for calculus detection.

Double-ended explorers



Classic and Orban explorer | SG5+ADEP RS

Classic side for calculus detection.
Orban side for caries detection.



Pigtail explorer | S3C+ADEP RS

Left and right angulations.



Gracey 11/12 explorer | DH2+ADEP RS

For pocket calculus detection in healthy sulcus and deep pockets.



SHARP



RESISTANT AND FLEXIBLE

DEPPERLER'S RAW MATERIAL: UNPARALLEL TACTILE SENSATION, PRECISION AND DURABILITY

Our proprietary medical steel reaches an unmatched hardness/flexibility ratio. The instruments made out of this steel are extremely effective, long-lasting and unlikely to break into the patient's mouth. Each working end is hand-finished to guarantee a perfectly sharp tip.

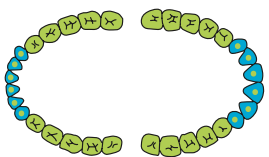
SUPRAGINGIVAL

Scalers

Universal scaler | M23CN®
(also available in a thin version: ref. M23FCN®)

M23CN®, YOUR "SWISS ARMY KNIFE"

Every dentist and hygienist should have a M23CN® in their set. From scaling to light calculus removal before conservative, endo, or surgery procedures, the M23CN® is your instrument for all quadrants.



Anterior straight scaler | PY51ZCN

Perfect angulation for the debridement of labial and lingual areas.

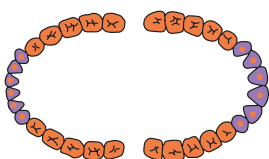


Anterior sickle scaler | H6H7CN

Classic form, very effective for approximal areas.

SUBGINGIVAL

Curettes



Universal curette | M23ACN®

Ø 0.95 mm
Perfect for the treatment of all quadrants. Also available in a thin version (ref. M23ASCN®), ideal to access difficult areas.



Anterior curette | GX4CN

Ø 0.95 mm
Optimal angulation for anteriors and premolars. Perfectly complementary to the M23ACN® curette.

Discover the entire range of scaling instruments



PERIODONTOLOGY: NON-SURGICAL TREATMENT

Discover our range of hand instruments for diagnosis and non-surgical treatment of deep periodontal pockets, including the Deppeler Smart Scaling concept.

DIAGNOSTIC

Double-ended periodontal probe



H125+ADEP RS

Ø 0.40 mm, 3-6-9-12 graduation markings

A flexible and resilient periodontal probe on one side, with durable pocket depth markings. Minimally invasive thanks to the small diameter of the tip. On the other side, a curved explorer for caries and calculus detection.

PERIODONTAL POCKETS

All root surfaces can be treated with only two instruments. Deppeler Smart Scaling's revolutionary angulation and double-edge blade enables perfect access to periodontal pockets.

Smart Scaling curettes



Curette | DS1CN

Anteriors & Buccal/Palatal

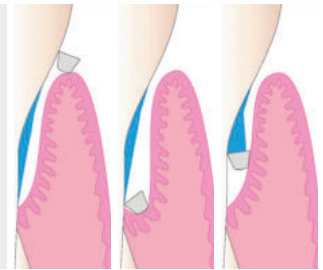


Curette | DS2CN

Mesial/Distal

WIDER ANGLE = SAFE TREATMENT

The Smart Scaling blade has a double edge with a wider angle and a rounded conical shape. This innovative geometry enables a safe debridement without damaging the healthy tissue.



Smart Scaling curettes are also available with 3-6-9-12 markings to measure pocket depth (DSS1CN and DSS2CN).

Gracey curettes



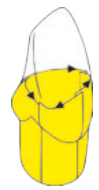
Gracey 5/6 | 5GE6CN

Anteriors. The shape enables a better position of the wrist than a Gracey curette 3/4 and a deeper access than a Gracey curette 1/2.



Gracey 7/8 | 7GE8CN

Premolars, molars. Buccal/Palatal. The shape offers more comfort than a Gracey curette 9/10, for both the practitioner and the patient.



ANTERIORS



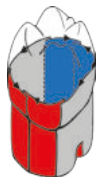
Gracey 11/12 | 11GE12CN

Mesial. The shape offers more comfort than a Gracey curette 15/16.



Gracey 13/14 | 13GE14CN

Easy access to the distal areas of the premolars and molars.



PREMOLARS
MOLARS



Gracey 17/18 | 17GE18CN

Easy access to the distal areas of the last molars. Complementary to the Gracey curette 13/14.

Discover the entire range of Gracey curettes



The periodontal probes are not a measuring device.

IMPLANT AND FURCATIONS MAINTENANCE

Special situations require special instruments, notably with the growing incidence of peri-implant diseases and severe periodontitis. Deppeler offers a minimalist set of instruments to diagnose and treat the implant and furcations areas.

IMPLANT SCALING Four instruments for all clinical cases.

Perititan probe




UNCPP15 DMS-N

1 to 15 Durable pocket depth markings.
Flexible implant pocket probe with handle, made of PEEK plastic to avoid scratching the implant.
(also available with 3-6-9-12 graduation markings: ref. PP12)


Implant curettes

Curettes in pure titanium (grade 4) for implant maintenance and peri-implant mucositis. While the cutting edges are perfectly efficient, the surface of the implant remains undamaged. Patient comfort is optimal, as there is no ion exchange when the metal of the instrument and implant is identical.



Deep pocket curette TIS1CN

Anteriors & Buccal/Palatal



Deep pocket curette TIS2CN

Mesial/Distal



Light subgingival curette AD23CN

Tip shape equivalent to M23ACN®, to treat all surfaces



"TIS1CN and TIS2CN are a reduced set of universal instruments that are based on complex design features to facilitate access and adaption to all sites with just two instruments. The handles are colour-coded for ease of identification, hexagonal and lightweight to ensure optimum ergonomics and comfort. The working ends are compact and this permits ease of insertion in narrow defects and deposit removal from challenging collars and threads."

Claire McCarthy, RDN RDH (TCD) FAETC CERT ED PGCE MA HPE FHEA IFDEA, UK

FURCATIONS

Nabers furcation probe



ZA3

Ø 0.50 mm, 3-6-9-12 graduation markings
Perfectly rounded tip for atraumatic probing

Furcation curettes



F10CN

A very open angle and a conical tip for an easier access to slightly opened furcations (grade I + II).



F11CN

For open furcations (grade III + IV). The rounded tip enables an easy treatment of the furcation's roof.



F12CN

Diamond-coated curette for the finishing of root surface, with the same shape as the Nabers probe.

2 STEPS FOR CLEAN FURCATIONS

1. Debridement with the curettes F10CN or F11CN depending on the size of the furcation (see pictures below).
2. Smoothing with diamond-coated curette F12CN. Very fine diamond grain protects the root surface.



F10CN



F11CN



F12CN

The periodontal probes are not a measuring device.

PERIODONTAL MICROSURGERY

Thin and sharp, yet robust and durable: Deppeler instruments gather all these characteristics thanks to the unique know-how of our artisans, who hand-finish every tip. Dental specialists can perform delicate, minimally invasive surgery with extreme precision and comfort, as the shapes of the instruments are intelligently designed to access both anterior and posterior areas.

TUNNELING / FLAP SURGERY



UNC15 DMS-N

Ø 0.48 mm, 1 to 15 graduation markings, with handle.
Very precise and long-lasting laser marking
Flexible and durable. Perfectly rounded tip and smooth working end to ensure atraumatic probing.

Tunneling knives



View from above

Tunelling knife | TKP

For papillae elevation.
Tips with left and right angulations.



View from above

Tunelling knife | TKS

For papillae elevation.
complementary shape to the TKP tunneling knife..



"The angulation and torsion of the TKP enable an easy dissection of the papilla, without tearing or lesion of thin tissue."

Dr. Olivier Beaurenault,
French Society of
Periodontology and Oral
Implantology



"The TKS is well sized to enable you to get around the tooth with a good concavity. It also helps to return well under the papilla."

Dr. Damien Feuillet,
Lyon, France



Pre-op



Post-op



Watch the
video of the
technique



Handle colors can be chosen, check page 15

Tunneling Knives Kit | KITTK+ADEP

In this kit:

- Tunneling knife left | TKL+ADEP BC
- Tunneling knife right | TKR+ADEP BC
- Tunneling knife anteriors | TKF+ADEP BC
- Tunneling knife anteriors | TKI+ADEP BC
- Tunneling knife papillae | TKP+ADEP RS
- Sterilization box | CLEANext B5

The periodontal probes are not a measuring device.

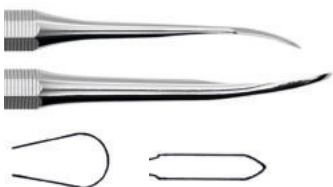


"The Deppeler tunneling knives are exceptionally well designed instruments perfectly suited for minimally invasive surgical interventions. The surgical set is ideal for tunneled flap techniques aiming at root coverage, enlargement of keratinized tissues and socket preservation."

Prof. Peter Windisch,
Department of Periodontology,
Semmelweis University,
Hungary

PERIODONTAL SURGERY

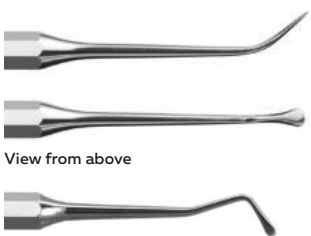
Periosteal elevator



HO3

The small pointy end is ideal to start separating the gingival flap from the teeth. The large round end helps to lift the flap efficiently.

Mini periosteal elevator



View from above

1 side AD1

PE1

The small end and angulation help to start lifting the flap. Tips with left and right angulations.

AD1

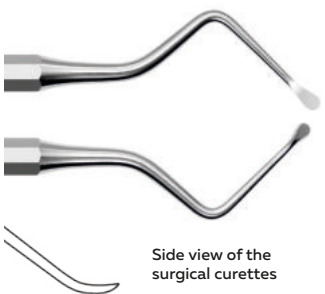
Same instrument but with lateral angulations. (in MISKIT p.8)



"The PE1 periosteal elevator is game-changing. Under the loupes, the gingivectomy is very clean. It cuts perfectly well, without the risk there could be with a scalpel. It is really comfortable to work with."

Dr. Arnaud Deudon, Cambrai, France

Surgical curettes



Side view of the surgical curettes

CU3

Ø 3.0 mm
With flat and curved blade.



CU5

Ø 3.5 mm
Same shape as the CU3, with a wider blade.

SINUSLIFT



Sinuslift Kit | KITSINUS+ADEP

In this kit:

- Step 1: Surgical curette | CU3+ADEP R
- Step 2: Sinuslift curette | AF30+ADEP O
- Step 3: Surgical curette | CU5+ADEP J
- Step 4: Curette | SL2+ADEP V
- Step 5: Spatula | BS1+ADEP BC
- Step 6: Plugger | 2BR3+ADEP VI
- Sterilization box | CLEANext B10



Watch the video of the technique



"The instruments in the Sinuslift Kit enable you to raise the sinus floor safely, without damaging the membrane. Thanks to their remarkable tactility, you are able to feel the anatomy through the tip. They are both flexible and durable. The color code helps practitioners perform the surgery step-by-step."

Dr. Mickaël Samama, Head of the Oral and Implant Surgery Department, Pitié-Salpêtrière, Paris, France

MICROSURGERY: IMPLANTOLOGY

Tissue preservation when preparing for extraction and implantology is key for successful post-op. Deppeler developed delicate instruments to cut around the ligaments and remove tips remnants, as well as perform clean incisions. These instruments have optimal weight and sharpness to avoid the use of force.

EXTRACTION

The hand-finished cutting edge enables you to work efficiently and gently. These instruments guarantee the best possible preparation for an extraction.

Periotomes



TH31
Anteriors.



TH30
Posteriors. Fine and rounded blade.

Syndesmotome



VT1
Straight syndesmotome to cut ligaments before a tooth extraction and remove tip remnants. High quality manufacture and exceptional cutting edge guarantee a precise and efficient work. Important: this instrument should never be used as an elevator.



"Deppeler's straight syndesmotome is one of the best instruments for removing root tip remnants. During my professional career I have tried new instruments to solve this problem. Again and again I came to the conclusion that Deppeler's syndesmotome is the best possible instrument for the job. It is perfectly balanced. That is why I still use this instrument for this indication today and can recommend it to every dentist who performs surgery."

**Prof. Dr. Markus Hürzeler, Hürzeler/Zuhr
Praxis für Zahnheilkunde, München,
Germany**

Elevator



Side view

EL1
Straight and pointy elevator with a light ergonomic handle for a good hold during tooth extraction.

IMMEDIATE IMPLANT PLACEMENT

A minimalist kit with multi-usage instruments for immediate implantation after extraction and restoration, that can also be used for alveolar preservation after extractions.



Implant Microsurgery Kit | MISKIT+ADEP

- In this kit:
- Mini periosteal elevator | AD1+ADEP N
 - Periotome | TH31+ADEP N
 - Elevator | EL1
 - Surgical curette | VA21+ADEP N
 - Tunneling knife anteriors | TKF+ADEP B
 - Implant-check periodontal probe | IC3 DMS-N
 - Composite spatula | OP55C+ADEP BC
 - Serrated plugger | OP36+ADEP BC
 - Sterilization box | CLEANext B10



Watch the
video of the
technique

by Dr Deudon



RESTORATION

Deppeler has partnered with leading dentists in the field of caries removal, composite restorations and full mouth rehabilitation to offer a palette of multi-use instruments and help create beautiful and confident smiles.

CARIES TREATMENT

These instruments enable the dentist perform atraumatic and minimally invasive treatments of deep carious cavities, even without anesthesia or drills according to the ART technique (Atraumatic Restorative Treatment).



Excavator | ART1+ADEP VI

OddJob Ex excavator counter-bent, cylindric. Unique and innovative mushroom-shaped excavator for easy removal all around the cavity.



"The SCR Kit is an effective toolkit for the selective removal of carious dentine. The high quality of Deppeler instruments and the teamwork between the company and the clinician have created this innovative kit, for a very conservative clinical procedure towards dental tissues."

Dr. Stefano Daniele, DDS, Milano, Italy

SCR Kit | KITSCR+ADEP

In this kit:

- Small rounded excavator *Circle Ex* | EX31L+ADEP RS
- Mushroom-shaped excavator *OddJob Ex* | ART1+ADEP VI
- Small drop-shaped excavator *Drop Ex* | EX09+ADEP BC
- Spatula-burnisher *Restore* | SD1+ADEP B
- Explorer *Sensor* | S23H
- Sterilization box | CLEANext B5

Watch the video of the technique



SWISS SELECTION OF RESTORATIVE INSTRUMENTS

Discover Deppeler's most popular restoration instruments



Sharp thin spatula | TH66X

The curved shape adapts better to the teeth's anatomy. The sharp blades easily remove excess composite. Shadeline® coating.



Straight spatula | MB5C

Straight and curved sharp spatula for anterior teeth. Ideal for veneer placement.



Thin spatula | OP55C

The identical ends are on two different planes, in order to work easily both in the cavity and in the interdental area.



Spatula-plugger | OP3CT

Ø 1.1 mm - 1.8 mm
A spatula on one end, a plugger on the other end. Designed specifically to treat small cavities. Titanium Nitride coating.



Gingival cord packer | BT7

Ø 1.9 mm
The unique round tips enable easy, atraumatic and precise cord placement.



RESTORATION

Deppeler has partnered with leading dentists in the field of caries removal, composite restorations and full mouth rehabilitation to offer a palette of multi-use instruments and help create beautiful and confident smiles.

COMPOSITE RESTORATIONS

The ultimate instruments for direct composite restorations with the best aesthetic results. Exceptional sharpness & optimal weight.

Anterior zone



"These instruments have been carefully designed and masterfully crafted to ensure precision and provide the aesthetic dentist with the perfect tools to recreate beauty for direct composite."

Dr. Monik Vasant,
BCHD, MFGDP, MSC,
United Kingdom

MV Composite Kit | KITMVX+ADEP

In this kit:

- Occlusal shaper | MV1X+ADEP N
- Interproximal carver | MV2X+ADEP N
- Composite veneer spatula | MV3X+ADEP N
- Spatula-plugger large | MV4X+ADEP N
- Spatula-plugger small | MV5X+ADEP N
- Sterilisation box | CLEANNext B5

SHADELINE®: THE HIGH TECH CARBON COATING (ref. ending with X)

This patented surface treatment offers an improved coefficient of surface friction and abrasion resistance, for a real ease of handling and shaping composite materials. The black color prevents from bothersome reflections on the steel surface of the instrument.



Pre-Op



Post-Op

Photo credit: Dr. Konrad Meyenberg, specialist in reconstructive dentistry, Zurich (CH)



Watch the video of the technique



Molars and premolars



"Deppeler instruments have improved the way I approach restorative procedures. Precision design and lightweight feel have made them the first choice in my daily practise"

Dr. Joana Garcez,
Portugal

COMPro Composite Kit | KITCPRO+ADEP

In this kit:

- Spatula-plugger | CPRO1C+ADEP J
- Spatula-plugger | CPRO2C+ADEP R
- Modelling instrument | CPRO3C+ADEP V
- Spatula | CPRO4C+ADEP B
- Spatula | CPRO5C+ADEP N
- Sterilisation box | CLEANNext B5



Watch the video of the technique



■ CROWNS, INLAYS AND ONLAYS

Designed in collaboration with Dr. Nazariy Mykhaylyuk

Gingival cord packer



NM4+ADEP O
Small gingival cord packer

Enamel chisels



NMO+ADEP J
Very thin, conical and rounded tip



NM1+ADEP G
Ø 1.0 mm
Parallele blades and rounded tip



NM2+ADEP BC
Ø 1.4 mm



NM3+ADEP B
Ø 1.6 mm



"These enamel chisels are incredible hand instruments. They give the ability to create perfectly smooth preparation margin (for full crowns, veneers, onlays) for direct and indirect restorations and, as a result, to gain a maximum precision. Three sizes (1.0 - 1.4 - 1.6) match the corresponding size of burs in the Nazariy Mykhaylyuk preparation kit. So we get a full system of preparation, starting with burs and finishing with chisels."

**Dr. Nazariy Mykhaylyuk, DDS,
M.Vision Clinic, Ukraine**

A minimalist selection of the most used instruments for full mouth reconstruction, smile makeovers or single crowns.



Microvision Light Kit | KITMICROL+ADEP

- In this kit:
- Enamel chisel | NM1+ADEP G
 - Gingival cord packer | NM4+ADEP O
 - Periodontal probe and explorer | NM5+ADEP N
 - Mirror | MIR-S DMS-N
 - College tweezers | P10
 - Sterilisation box | CLEANext B5

M VISION
Go for it!




Watch the demo videos
of the NM4 cord packer
and the NMO enamel chisel



ENDODONTICS

The excellence of Deppeler instruments is illustrated by the unequalled level of precision, thinness and flexibility that we achieved when collaborating with Style Italiano Endodontics group.

DIAGNOSTIC




Root canal probe | GR16

Ø 0.35 mm
Very thin root canal probe



Long explorer | Explora

- Root canal scouting at any level
- Manage inatracanal obstacles




Double-ended probe | MisurEndo

- Diagnose safely
- Smart Guide for correct access cavity design with 4-6-9-10 markings
- 4: pulp chamber roof / 6: pulp chamber floor / 9: furcation limit


GUTTA-PERCHA COMPACTION AND BIOMATERIALS

Plug gutta-percha in apical region with control and apply biomaterials.




Endodontic plugger | Prexo S

Grey side: 21 mm, Ø 0.45 mm
Red side: 21 mm, Ø 0.7 mm
Original Prexo M from the launch of Smartendokit



Endodontic plugger | Prexo M

Grey side: 19 mm, Ø 0.85 mm
Green side: 17 mm, Ø 1.05 mm



Endodontic plugger | Prexo L

Grey side: 17 mm, Ø 1.2 mm
Blue side: 15 mm, Ø 1.4 mm



"Prexo S/M/L represent a complete system for the condensation of thermoplasticized gutta-percha in root canals of different sizes and conicity. The shape of the end part is able to adapt the gutta-percha in the canal avoiding voids. Prexo M and L can also be used to adapt biomaterials like BC Putty and MTA within the pulp chamber or at any level of the root canal system"

Dr Riccardo Tonini, Brescia, Italy

The ultimate selection for everyday endodontic practice developed in collaboration with Style Italiano endontontics



SmartEndo Kit



- In this kit:
- Long explorer | Explora + FG J
 - Double-ended probe | MisurEndo + FG J/R
 - Unique instrument | ExtEndo + FG G
 - Endodontic plugger | Prexo M + FG V/G
 - Ruler and mirror | Multiplo

Discover clinical cases and videos with SmartEndo instruments

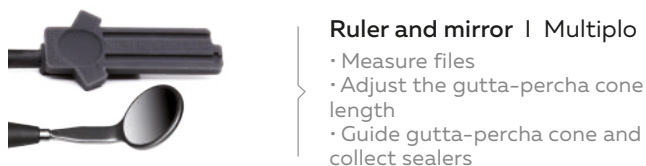
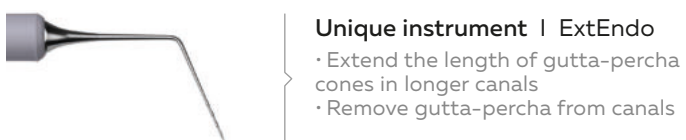


The periodontal probes are not a measuring device.

ROOT CANAL EXCAVATORS



SPECIAL INSTRUMENTS



MICRO APICAL SURGERY

The Micro Apical Surgery Kit has been designed in collaboration with the Style Italiano Endodontics group. It is composed of only five instruments, that can cater for all the requests of the clinician during this extremely precise procedure.



Micro Apical Surgery Kit | KITSIE + FG

- In this kit:
- Periosteal elevator | SIE3 + FG V
 - Curette | VA21 + FG R
 - Ball plugger-spatula | VA10 + FG G / J
 - Explorer-plugger | SIE1 + FG J / B
 - Plugger | SIE2 + FG B
 - Sterilization box | CLEANNext B5



"Endodontic surgery requires great precision. For this reason the choice of the surgical instrumentation must be evaluated in details. Deppeler micro-endodontic surgical kit is exactly what we need to perform the best surgery ever."

Prof. Dr. Fabio G.M. Gorni, DDS, Milano, Italy



SHARPENING

SHARPENING

Use your instruments up to 10 times longer with the Deppeler Easy Sharp method. Maintain a perfect angle, avoid facets on the blades and keep the same efficiency in all treatments.



Sharpening with a machine



Easy Sharp Device | ESD


The Easy Sharp Device enables you to sharpen your scalars and curettes, quickly and safely. Designed for maximum precision of the sharpening angle and optimal control of the movement.

Delivered with a fine Hard Arkansas sharpening stone, two plexi spacers and instructions for use.


Watch
the Easy Sharp
Device
demo video



Sharpening with a guide



Easy Sharp Coach | ESC

The ideal tool for training in the manual sharpening of instruments. Designed for visual guidance and easy control of the sharpening angle.

Delivered with 2 coaches (1 for Gracey and 1 for universal curettes and scalars) and a Hard Arkansas sharpening stone.


Watch
the Easy Sharp
Coach
demo video



Manual sharpening



Arkansas Hard Black | ESS1

Natural hard Arkansas stone for regular sharpening.



Arkansas Translucent | ESS3A

Natural translucent Arkansas stone for expert sharpening.



Silicone Carbide | ESS4

Natural silicone carbide stone for titanium curettes or very dull steel instruments.

Sharpening accessories



Sharpening oil

50ml
Optimal fluidity.
Odorless and colourless.



Sharpening test sticks

Pack of 6 sticks
Test the blade of dental hand instruments.

"For me, the durability and sharpness of the blade after using the Easy Sharp method is incomparable with any other method."



Sandra Flückiger,
Dental hygienist
and lecturer at the
Fachhochschule Medi,
Bern, Switzerland

HANDLES AND STERILIZATION BOXES

HANDLES AND GRIPS

Four different options.
All Deppeler handles and grips are suitable for autoclave sterilization at 134°C.



CLEANNext handles | CN

Optimal instrument weight (17-19 g.). Requires less effort to stay in place and provides an excellent grip. Available for a selection of scalers and curettes. Fixed Deppeler color code.

THE CLEANEXT ERGONOMY HANDLE: 100% HYGIENE, COMFORT AND CONTROL



Soft high performance medical TPE, molded and sealed with a white ring to avoid any space between the handle and the shaft. 100% airtight for perfect hygiene. Hexagonal handle for a more comfortable grip.



ADEP silicone hexagonal grips Instrument ref.+ADEP and color code

Slightly heavier instrument (25-28 g.), for better control and communication between the instrument and the mouth. Available for all instruments. 11 color options (50+ possible combinations, ideal for office logistics and education purposes).



FG silicone round grips Instrument ref. + FG and color code

Specifically designed for surgical instruments, for perfect control of every movement. Fixed Deppeler color code



Classic steel octagonal handle

Original bare steel octagonal monobloc handle. For the best tactile feedback between your hand and the patient's mouth.

STERILIZATION BOXES

100% high quality stainless steel cassettes. The unique design and closing system, with open corners, no hinges or silicone, guarantees total permeability for a perfect cleaning during autoclave sterilization, while holding the instruments.



Sterilization box for 5 instruments | CLEANextB5
1/4 DIN (83 x 184 x 25 mm)



Sterilization box for 10 instruments
CLEANextB10
1/2 DIN (152 x 184 x 25 mm)

Coming 2023



Sterilization box for 8 instruments +
extra space
STERIBOX





DEPPELER

Signature of excellence

DEPPELER SA, LA PIÈCE 6 - 1180 ROLLE, SWITZERLAND

TEL: +41 21 825 17 31 - EMAIL: INFO@DEPPELER.CH

WWW.DEPPELER.CH



Cover photo credit: Matthieu Crozier

DC009 v03 EN